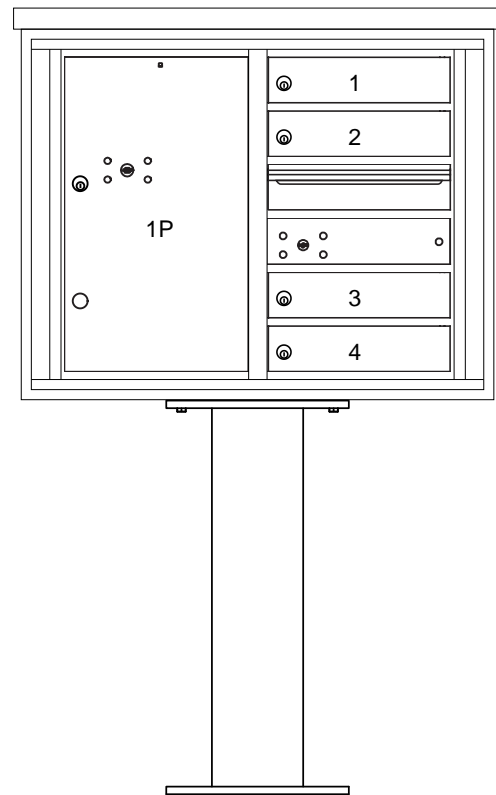



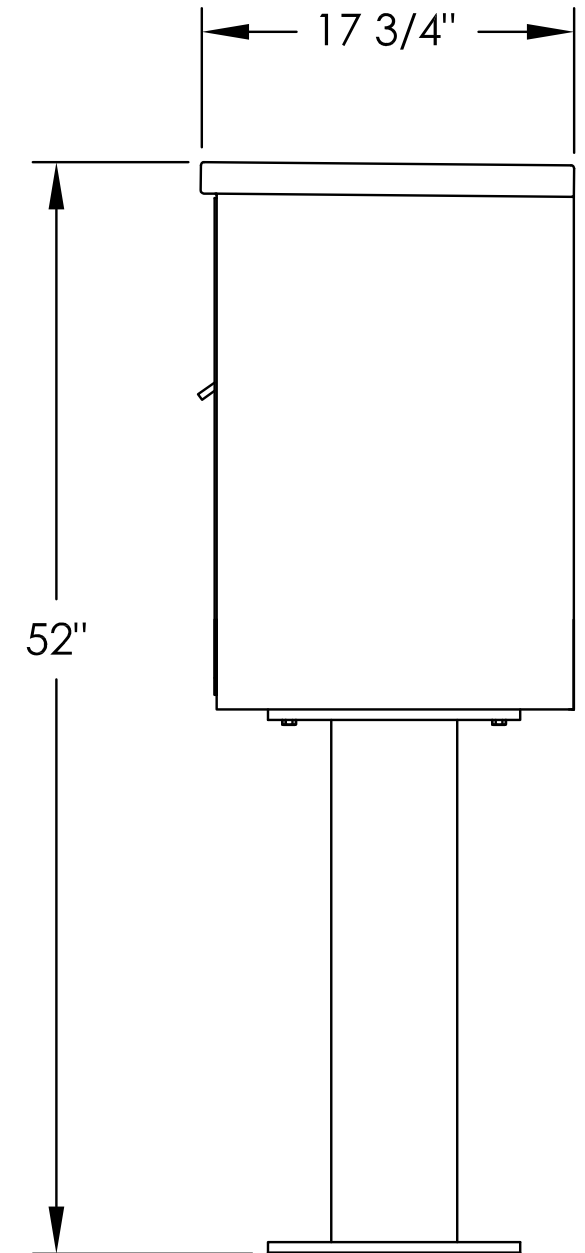
**Elevation 1 Dimensions**

Overall Width: 2' 8-7/8"



4C06D-04-P

**Side View**



- 1. **Models Used:** (1)4C06D-04-P
- 2. **Installation:** pedestal
- 3. **4C Finish:** tbd
- 4. **Locks:** Standard
- 5. **Door Id:** tbd
- 6. Matching Standard Attached Trim
- 7. This 4C pedestal mailbox is to be used for private mail delivery applications.

**Florence versatile™ 4C Mailbox Suites**

Florence 4C mailboxes are USPS approved. Your installation/layout must also meet a 1:10 parcel locker to mailbox ratio and installation requirements (see next page) if serviced by the U.S. Postal Service. Please contact your local Post Office© if you have any compliance questions re: your specific project.

**DO NOT SCALE OFF DRAWING**

**4C DOOR SIZES**

- 6 High parcel: 20-1/2" H x 12" W
- 1 High tenant: 3" H x 12" W
- 1 High outgoing: 6-1/2" H x 12" W

**ELEVATION:** Elevation 1 | **MAILBOXES:** 4 | **PARCELS:** 1

**PROJECT NAME:** 8 | **DRAWN BY:**

**FLORENCE**  
 CORPORATION  
 5935 Corporate Drive • Manhattan, KS 66503  
 www.florencemailboxes.com • 800.275.1747  
 A GIBRALTAR INDUSTRIES COMPANY

<b>DATE:</b> 09-04-2018	<b>P.O. NO:</b>
<b>SCALE:</b> NONE	<b>QUOTE NO:</b>
<b>DRAWING NO.</b> WEB-88149	<b>SHEET 1 OF 3</b>